

HOW TO FIND YOUR RING SIZE

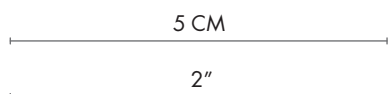
1. MEASURE THE DIAMETER OF ONE OF YOUR OWN RINGS

If you do not know your size, you can measure the inside diameter of one of your own rings.

- Print out this page on an A4 sheet of paper. Remember to select print at 100% (Do not resize page).*
- Place your ring on the table of circles and find the inside diameter that corresponds to your Nomination Size.

If the diameter of your ring is between two sizes, we suggest that you choose the larger size.

* To ensure that your print settings are correct, measure the lines below on your print out to ensure that they correspond to 5 cm or 2 inches.



WOMEN RING

| | | | | | | |
|-----------------------------|---------|---------|---------|---------|---------|---------|
| INTERNAL RING DIAMETER | | | | | | |
| INTERNAL RING CIRCUMFERENCE | 5,18 CM | 5,28 CM | 5,40 CM | 5,46 CM | 5,59 CM | 5,68 CM |
| NOMINATION SIZE | 12 | 13 | 14 | 15 | 16 | 17 |
| UNITED KINGDOM | M | N | O | O 1/2 | P | Q |
| EU / FR | 52 | 53 | 54 | 55 | 56 | 57 |
| USA | 6 | 6,5 | 7 | 7 | 7,5 | 8 |

MAN RING

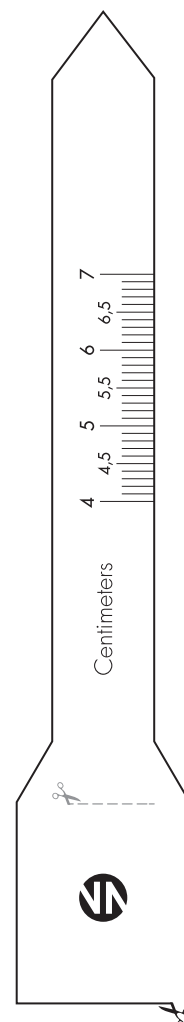
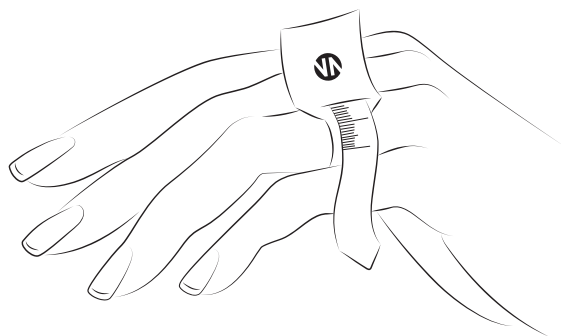
| | | | | | | |
|-----------------------------|---------|--------|---------|---------|---------|---------|
| INTERNAL RING DIAMETER | | | | | | |
| INTERNAL RING CIRCUMFERENCE | 5,81 CM | 5,9 CM | 6,12 CM | 6,28 CM | 6,47 CM | 6,66 CM |
| NOMINATION SIZE | 18 | 19 | 21 | 23 | 25 | 27 |
| UNITED KINGDOM | Q 1/2 | R | T | U | W | Y |
| EU / FR | 58 | 59 | 61 | 63 | 65 | 67 |
| USA | 8,5 | 9 | 9,5 | 10,5 | 11 | 12 |

2. MEASURE YOUR FINGER

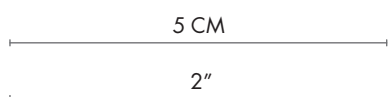
To measure the circumference of your finger, you can use our **measuring tool**.

- Print out this page on an A4 sheet of paper. Remember to select print at 100% (Do not resize page).*
- Carefully cut the measuring tool along the lines. Make a small cut under the dotted line.
- Wrap the measuring tool around the largest point of your finger on which you want to wear the ring.
- Insert the skinny end of the measuring tool into the cut and pull it through to get the fit you want, snug but comfortable. Take note of the circumference.
- Compare it to the **Internal ring circumference** in the table and find your **Nomination Size**.

If the diameter of your ring is between two sizes, we suggest that you choose the larger size.



* To ensure that your print settings are correct, measure the lines below on your print out to ensure that they correspond to 5 cm or 2 inches.



ONE SIZE RINGS

One-size rings are adjustable to fit any size but we do suggest them for women with ring sizes between 11 and 15. One-size men's rings are suggested for ring sizes between 18 and 23. The sizing of each ring depends on the model and the craftsmanship of the ring.

RINGS FROM THE EXTENSION COLLECTION

Rings from the Extension Collection are stretchable and can also be made in a requested size. You can select the size that best suits you from those available on the product page of each Extension ring.